

# GREAT SINGAPORE SALE



@made with love  
**JUNE 2015**

The Great Singapore Sale is here!  
Check out our amazing deals with  
love from us to you!

**VIP**  
MEMBERS  
Storewide 30%

**REGULAR**  
MEMBERS  
Storewide 20%

**non**  
MEMBERS  
Storewide 10%  
with min. \$20 nett purchase.  
Collect stamps for your  
purchases & be on your way  
to becoming our member!

\*terms&conditions apply

**GSS**  
SPECIAL  
DEALS

Check in-store  
for more  
amazing deals!

made with love


**MEMBERS**  
**CASH**  
**REBATE**

Members receive  
a \$10 voucher  
with every  
\$80 nett purchase

\*terms&conditions apply

# Fairy House

by Aida Haron



**\*\*3D Project\*\***

This pretty, whimsical Fairy House was created with die-cuts and using the Big Shot, no fussy cutting! It's perfect for stowing lovely trinkets or as a gift to add a small keepsake album inside.

Things to bring :

Glossy Accents, Beacon's Glue, Glue Tape, Foam Dots. Scissors. Craft Knife.

Workshop Fee: \$65

# BEAUTY AND GRUNGE

by Jelissa Mei

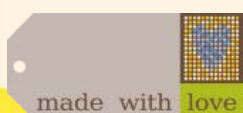


**\*\* Mixed Media Canvas\*\***

Combining feminine colors and grunge textures, this is a technique-intensive workshop that will equip you with both basic and advanced mixed media know-how. Learn how to layer on paints and experiment with brush strokes, as well as adventurous fun with art recipes and black gesso. Discover the secrets to creating multiple layers of mediums on your chipboards and background.

Things to bring: big and small brushes, foam dots (lots), craft glue, baby wipes, palette knife, scissors,

Workshop fee: \$75



Opening hours: Daily 10.30am-10pm  
313 Orchard Road #B2-08, 313@Somerset  
Tel: 6733 7630 & 6643 5561  
Website: [www.mwlscribble.com](http://www.mwlscribble.com)  
Email: [info@madewithlove.com.sg](mailto:info@madewithlove.com.sg)



# JOURNEY

by Stacy Koo



\*Bookbinding\*

Stacy Koo, our bookbinding extraordinaire is back with a new bookbinding workshop! Be it a guestbook or a travel journal album, this single page binding definitely fits the bill! As the name suggests, the stitching is done to hold up a single sheet without the presence of any signatures. This stitch also allows you to open the album fully. This is a binding technique based class not to be missed!

Techniques Learnt: Single Sheet Binding, bookbinding, album construction, cover making, die-cutting with Sizzix

Things to bring : Beacons 3 in 1 Glue, Tape Glue, Bone Folder, 3D Pop Dots, Precision Scissors

Workshop Fee: \$85

# BUTTERFLY ALTERED CHESTBOX

by Katie Zoey Ho



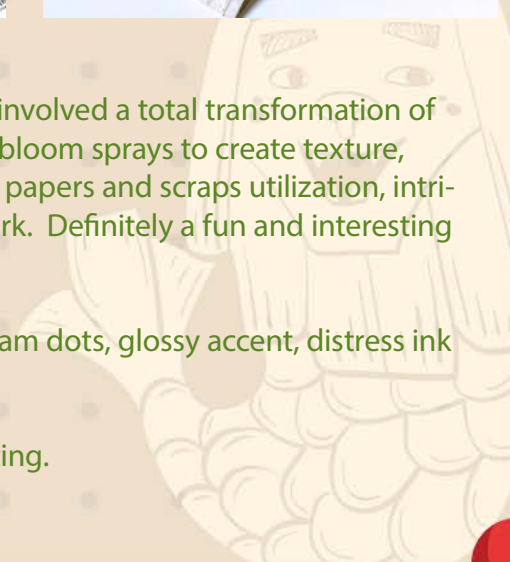
\*\*A Prima Marketing workshop taught by Prima Educator\*\*

A little box, a little memory land with fluttering butterflies.. Techniques involved a total transformation of wooden chest box using various ArtBasic mediums, ArtIngredients and bloom sprays to create texture, gradual wash and distressing of colours. Other learning aspects involve papers and scraps utilization, intricate fussy cuttings, elements placements and final assemblage of artwork. Definitely a fun and interesting place to make and bring home!

Things to bring : 3-in-1 Beacons glue, precious scissors, craft knife, 3D foam dots, glossy accent, distress ink (brushed corduroy), StazOn (timble brown), stickles (golden rod)

Note: may not be suitable for scrappers who have concerns in fussy cutting.

Workshop Fee: \$85



# Love canvas

by Aida Haron



**\*\*Mixed Media Workshop\*\***


A totally sweet 12"x12" layered canvas with Sizzix details and a mini-book you can add photos inside. This canvas will make a memorable keepsake gift, for a wedding table display or a home decor piece to hold family photos.

Please bring : Beacons 3 in 1 glue or any liquid glue, Foam Dots, Craft Knife and Scissors, 1 inch flat brush.  
Optional : Heat Tool and Photos

Workshop Fee: \$75

# ROCOCO CONSTRUCTED ART

by Katie Zoey Ho



**\*\* Marie's Sentimental Pouf Constructed Art!\*\***

Inspired from late Baroque period, Rococo, Marie Antoinette's sentimental pouf was one adored hairstyle for the Duchesse. Bring this little Rococo wall hanger piece back home to doll up your wardrobe. Techniques include constructing and altering of ornate frame. Mixed media techniques involve creating of baroque feel using various Prima Marketing products.

Please bring: Beacons 3 in 1 glue or any liquid glue, sharp nose scissor, tea dye distress ink, glossy accent, golden rod stickles. Note: Letterings not included

Workshop Fee: \$85



# SCRAPBOOK BASICS

by Stacy Koo



**\*\*Beginners Level\*\***

Come join us at Scrapbook Basics ! Stacy Koo is a very experienced crafter who has lots of wonderful stories and tips to share in this workshop. You will learn about current products, the varied scrapping styles like vintage, clean and simple and the ever popular Project Life. Made With Love has always been about educating, adding value to your memory keeping journey, and in this workshop we aim to make everything easier for you to quickly create your own projects.

Included in the class are : Tape Glue, Foam Dots, supplies to complete a 12 x 12 layout.

Please bring 2 to 3 (4R size) photos.

Workshop Fee: \$45

# Sizzix 101

by Aida Haron

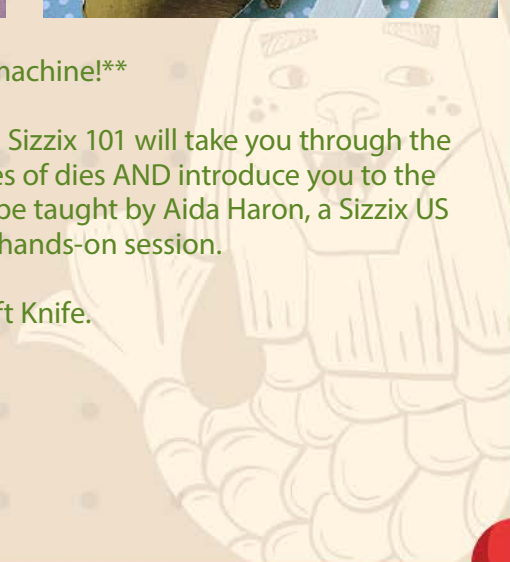


**\*\* An Introduction to Sizzix range of dies using the ever-popular Big Shot machine!\*\***

Have you always wanted to find out more the Big Shot die-cutting system? Sizzix 101 will take you through the Basics and explain clearly the use of Sizzix accessories, all the different types of dies AND introduce you to the amazing \*NEW\* Precision Base Plate for Ultra Thin dies. All workshops will be taught by Aida Haron, a Sizzix US Design Team member who has tons of experience and tips to share in this hands-on session.

Please bring : Tape Glue, Beacon's 3 in 1 Glue, Foam Dots, Scissors and Craft Knife.

Workshop Fee: \$45



## June / July 2015 Calendar Of Events & Workshop Schedule

Monday	Tuesday	Wednesday	Thursday	Friday	Saturday	Sunday
<b>1 JUN</b>	<b>2 JUN</b>	<b>3 JUN</b>	<b>4 JUN</b>	<b>5 JUN</b>	<b>6 JUN</b>	<b>7 JUN</b>
	Sizzix 101 2.30 - 5pm  Scrapbook Basics 6.30 - 9pm		Rococo 6.30 - 9.30pm		Love Canvas 2.30 - 5.30pm	
<b>8 JUN</b>	<b>9 JUN</b>	<b>10 JUN</b>	<b>11 JUN</b>	<b>12 JUN</b>	<b>13 JUN</b>	<b>14 JUN</b>
Scrapbook Basics 6.30 - 9pm	Card Buffet 2 - 3.30pm 4 - 5.30pm			Sizzix 101 2.30 - 5pm	Fairy House 2.30 - 5.30pm	Card Buffet 2 - 3.30pm 4 - 5.30pm
<b>15 JUN</b>	<b>16 JUN</b>	<b>17 JUN</b>	<b>18 JUN</b>	<b>19 JUN</b>	<b>20 JUN</b>	<b>21 JUN</b>
	Fairy House 2.30 - 5.30pm		Beauty and Grunge 2.30 - 5.30pm		<b>BIG SHOT PARTY</b> 2.30 - 5pm	
<b>22 JUN</b>	<b>23 JUN</b>	<b>24 JUN</b>	<b>25 JUN</b>	<b>26 JUN</b>	<b>27 JUN</b>	<b>28 JUN</b>
	Journey 6.30 - 9.30pm		Fairy House 2.30 - 5.30pm	Card Buffet 6 - 7.30pm 8 - 9.30pm	Butterfly Altered Chestbox 11am - 2pm  Sizzix 101 2.30 - 5pm	Journey 2.30 - 5.30pm
<b>29 JUN</b>	<b>30 JUN</b>	<b>1 JULY</b>	<b>2 JULY</b>	<b>3 JULY</b>	<b>4 JULY</b>	<b>5 JULY</b>
Scrapbook Basics 6.30 - 9pm	Fairy House 2.30 - 5.30pm  Beauty and Grunge 6.30 - 9.30pm		Butterfly Altered Chestbox 6.30 - 9.30pm	Card Buffet 2 - 3.30pm 4 - 5.30pm	Journey 2.30 - 5.30pm	Card Buffet 2 - 3.30pm 4 - 5.30pm

